



## Homework Guide

Review the **bonus letters** (**f**, **l**, and **s**) and the sound of **all** - /**ol**/ with your child during the next 2 weeks.

Practice will be to tap and spell (tap and write) the words. Only **sounds** are tapped, therefore the bonus letters **f**, **l**, and **s** are not tapped. Example: the word **miss** will only have three taps.

If your child forgets the bonus letter, you may cue him or her by asking, “**What does a small word ending in f, l, or s need?**”

### Follow These 4 Steps:

1. Dictate the word and have your child echo the word.
2. Have your child tap out the sounds. Remember, do not tap trick words (in bold).
3. Have your child tell you the letters that go with those sounds.
4. Have your child write the letters. It is helpful if you say the letters as your child writes them.

#### WEEK 1

**Dictate the words and sentence to your child following the 4 steps listed above.**

On Monday Dictate	<b>Review Words</b>	→	rich	quit	pack
On Tuesday Dictate	<b>Current Words</b>	→	cuff	miss	pill
On Wednesday Dictate	<b>Trick Words</b>	→	<b>you</b>	<b>they</b>	<b>I</b>
On Thursday Dictate	<b>Sentence</b>	→	Chet will huff <b>and</b> puff up <b>the</b> hill.		

#### WEEK 2

**Dictate the words and sentence to your child following the 4 steps listed above.**

On Monday Dictate	<b>Review Words</b>	→	will	off	chess
On Tuesday Dictate	<b>Current Words</b>	→	tall	call	mall
On Wednesday Dictate	<b>Trick Words</b>	→	<b>was</b>	<b>one</b>	<b>said</b>
On Thursday Dictate	<b>Sentence</b>	→	Get all <b>the</b> fish in that shop at <b>the</b> mall.		



## Do the “Find Your Letters” Activity

Use the cut up letters from the “Alphabet Sequence” activity in Unit 1.

Have your child match the letters to the uncut page. Then tell your child a word to spell from the list below.

1. Dictate the word and have your child echo the word.
2. Have your child find the letters to spell the word.
3. Have your child point to each letter and spell the word.

### WEEK 1

1	Spell	<b>puff</b>	Change it to	→	<b>cuff</b>
2	Spell	<b>bill</b>	Change it to	→	<b>fill</b>
3	Spell	<b>well</b>	Change it to	→	<b>shell</b>
4	Spell	<b>kiss</b>	Change it to	→	<b>miss</b>
5	Spell	<b>hall</b>	Change it to	→	<b>ball</b>

### WEEK 2

1	Spell	<b>pick</b>	Change it to	→	<b>pill</b>
2	Spell	<b>met</b>	Change it to	→	<b>mess</b>
3	Spell	<b>top</b>	Change it to	→	<b>toss</b>
4	Spell	<b>ten</b>	Change it to	→	<b>tell</b>
5	Spell	<b>fish</b>	Change it to	→	<b>fill</b>

*Do the “Add Bonus Letters” Activity*

Have your child sound out these real words. Add bonus letters to words that need them.

mil

mes

cuf

led

shel

rub

shut

mos

log

fus

fil

pit

mis

sad

wil

moth

kis

wel

bath

puf

dig

huf

lid

wish

bil

hil


dog

rip


yap


pil


# Writing Grid for Word and Sentence Homework




Review Words









1


2



























3


















Current Words









1


2


















Trick Words









3


1


























2


3

















Sentence






1

