



Homework Guide

Review the **vowel-consonant-e syllable** with your child during the next 3 weeks.

If your child gets stuck on a word, have your child look it up in his or her notebook of sounds.

Follow These 4 Steps:

1. Dictate the word and have your child echo the word.
2. Have your child tap out the sounds. Do not tap trick words (in bold).
3. Have your child tell you the letters that go with those sounds.
4. Write the letters.

WEEK 1

Dictate the words and sentence to your child following the 4 steps listed above.

On Monday Dictate	Review Words	→	singing	blended	fishing
On Tuesday Dictate	Current Words	→	stove	tape	bite
On Wednesday Dictate	Trick Words	→	friend	another	other
On Thursday Dictate	Sentence	→	Pete plans a trip to the Cape.		

WEEK 2

Dictate the words and sentence to your child following the 4 steps listed above.












On Monday Dictate	Review Words	→	tune	dime	hope
On Tuesday Dictate	Current Words	→	flame	pride	grape
On Wednesday Dictate	Trick Words	→	none	nothing	each
On Thursday Dictate	Sentence	→	Jane likes her pink and white pants.		

WEEK 3

Dictate the words and sentence to your child following the 4 steps listed above.

On Monday Dictate	Review Words	→	maze	prize	skate
On Tuesday Dictate	Current Words	→	cones	shaves	jokes
On Wednesday Dictate	Trick Words	→	none	another	friend
On Thursday Dictate	Sentence	→	What are the rules for this game?		

Fundations® **Vowels**

Vowel	Closed Syllable	Vowel-Consonant-e Syllable
a	 apple /ă/	 safe /ā/
e	 Ed /ĕ/	 Pete /ē/
i	 itch /ĭ/	 pine /ī/
o	 octopus /ō/	 home /ō/
u	 up /ŭ/	 mule /û/  rule /ü/

→ Add this page to your child's notebook of sounds.



Do the “Syllable Change” Activity

Read and copy the word, then add **e**, and read new the word with the long vowel sound.

mat + e = _____

cap + e = _____

fat + e = _____

quit + e = _____

bit + e = _____

slim + e = _____

mop + e = _____

cut + e = _____



Do the “Match the Rhyming” Words Activity

Have your child read the words. Draw a line to connect the words that rhyme.

bikes	flaps
straps	strikes
rakes	bakes

hides	moles
holes	winks
blinks	tides

flakes	trades
skunks	bakes
grades	trunks

shines	pin
flags	ships
clips	drags

Writing Grid for Word and Sentence Homework

Review Words



1

2



3



Current Words



1

2



Trick Words



3

1



2

3



Sentence



1

